




Chocolate Glazed Cup Cakes

Chocolate Glazed Cup Cakes recipe

4 Servings    some practice required up to 40 Min.



Ingredients:

Ingredients:

250 g Dr. Oetker FunFoods Eggless Cake Mix Chocolate
4 tbsp Dr. Oetker FunFoods Dessert Topping Chocolate (60ml)
100 g Butter (melted)
180 ml Full Cream Milk

- 1 Pre-heat oven to 180°C.
- 2 Mix melted butter, bake mix and milk until batter is smooth.
- 3 Grease 2inch dia. muffin mold and pour batter in.
- 4 Bake at 180°C for 30 minutes until a tooth pick inserted in the center comes out clean. Remove the cupcakes from the oven and leave it to cool for 15 minutes.
- 5 Spread chocolate dessert topping on top of each cake and serve cold.